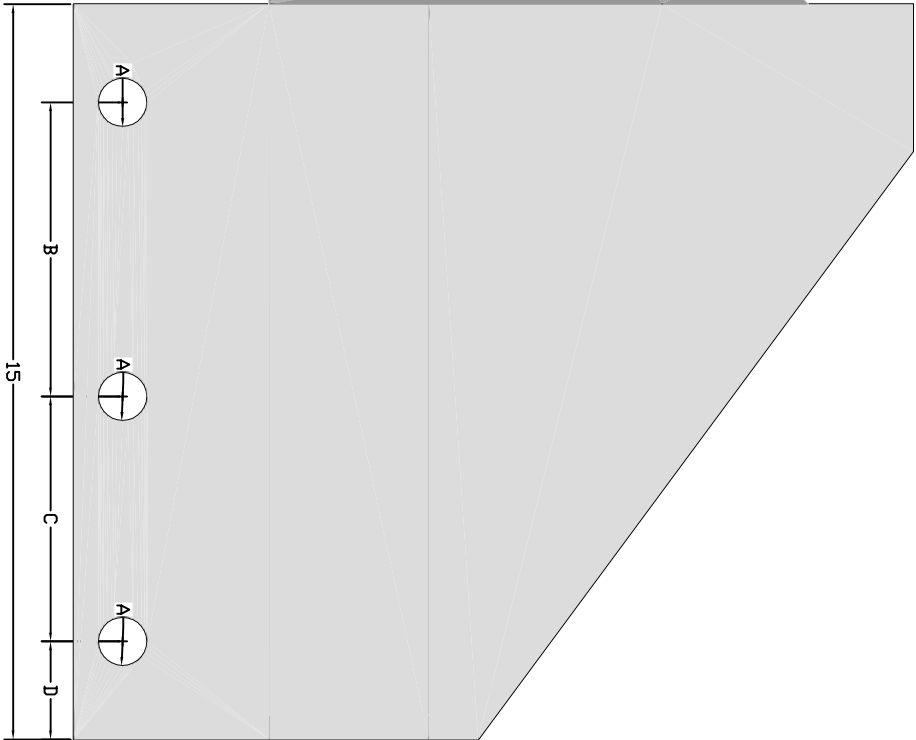
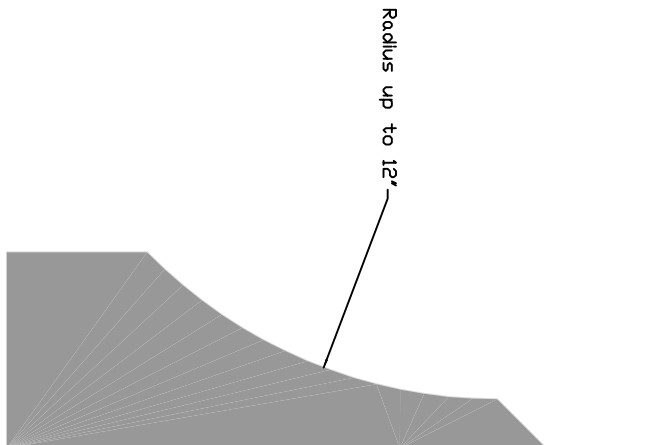
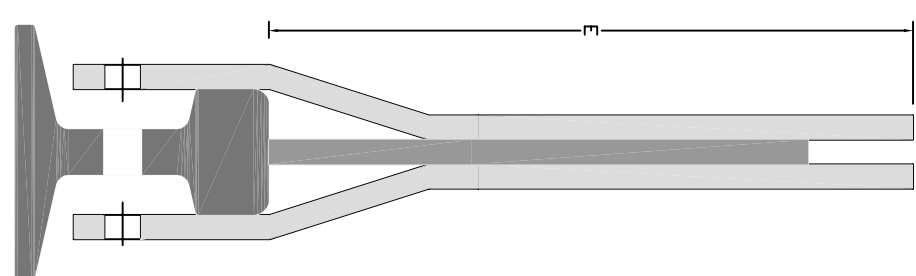


RAIL SECTION	A	B	C	D	E	weight
60lb ASCF	1	5	5	2 1/2	13 3/4	83 lbs
80lb ASCF	1	5	5	2 1/2	13 5/16	83 lbs
85lb ASCF	1	5	5	2 1/2	13 1/4	83 lbs
104lb CRANE	1	6	5	3	13 9/16	85 lbs
105lb CRANE	1	6	5	3	13 1/8	85 lbs
135lb CRANE	1 1/4	6	5	3	13	152 lbs
171lb CRANE	1 1/4	6	5	3	13	199 lbs
175lb CRANE	1 1/4	6	5	3	13	196 lbs



STOPS MADE TO A 24" DIAMETER MAXIMUM



This drawing is the property of S&K Steel Products, Inc.
 It is issued for engineering information only and may not
 be copied for manufacturing without written permission from S&K.
 S&K reserves the right to modify details necessary to facilitate mfg.

DESCRIPTION						
3 HOLE WHEEL STOPS						
BOLT	BOLT GAGE	TYP SPACING	MAT'L	WEIGHT	REV	
N/A	N/A	N/A	A36	SEE CHART	1	
SCALE	TOL.		PART NO.			
NONE	+/- .030					

10/17/2011